



**USA - Corporate Headquarters**  
9000 Research Drive, Irvine, California 92618  
[www.cgtech.com](http://www.cgtech.com)

TEL (949) 753-1050  
FAX (949) 753-1053  
[info@cgtech.com](mailto:info@cgtech.com)

CGTech® is the leader in CNC machine simulation, verification, and optimization software technology. Since 1988, our products have been the standard in manufacturing industry sectors including; aerospace, automotive and ground transportation, mold and die, consumer products, power generation, and heavy industry. With subsidiary offices throughout Europe and Asia, and a global network of resellers, CGTech software is used by companies of all sizes, universities, trade schools, and government agencies.

CGTech maintains an active Technology Partnership program. VERICUT users in this program include many of the world's leading machine builders, CAD/CAM developers, and manufacturing software companies.

**United Kingdom**  
CGTech Ltd.  
Curtis House, 34 Third Avenue  
Hove, East Sussex, BN3 2PD  
TEL +44 (0) 1273-773538  
[info.uk@cgtech.com](mailto:info.uk@cgtech.com)

**Italy**  
CGTech s.r.l.  
Via Castaldi 1  
31100 Treviso  
TEL +39 0422 583915  
[info.italia@cgtech.com](mailto:info.italia@cgtech.com)

**Japan**  
CGTech Japan  
3F ERG Bldg. 1-5-3,  
Nishi-Ikebukuro, Toshima-ku  
Tokyo 171-0021  
TEL +81 (3) 5911-4688  
[info.japan@cgtech.com](mailto:info.japan@cgtech.com)

**Singapore**  
CGTech Singapore  
LTC Building D  
16 Arumugam Road, #03-01  
Singapore 409961  
TEL +65 6635 8816  
[info.ap@cgtech.com](mailto:info.ap@cgtech.com)

**South Korea**  
CGTech Korea  
505, Daerung Techno Town 15-Cha  
401, Simin-daero, Dongan-gu  
Anyang-si, Gyeonggi-do  
TEL +82 (31) 389-6070  
[info.korea@cgtech.com](mailto:info.korea@cgtech.com)

**India**  
CGTech India  
# 38, 1st Main, 3rd Cross  
Malagala, Krishnananda Nagar  
New Outer Ring Road  
Bengaluru, 560091  
TEL +91 080 23 18 69 81  
[info.india@cgtech.com](mailto:info.india@cgtech.com)

**Brazil**  
CGTech Brazil  
Rua Itapeti, 336 cs 1  
03324-002 Tatuapé  
São Paulo SP  
TEL +55 11 4119-0907  
[info.brazil@cgtech.com](mailto:info.brazil@cgtech.com)

**China**  
CGTech China  
Room 905, Raise Plaza,  
No.126 Jianguo Road,  
Chaoyang District, Beijing, 100022  
TEL (086) 10-6566 9919  
[info.china@cgtech.com](mailto:info.china@cgtech.com)

**Germany**  
CGTech Deutschland GmbH  
Neusser Landstr. 384  
D-50769 Cologne  
TEL +49 (0)221-97996-0  
[info.DE@cgtech.com](mailto:info.DE@cgtech.com)

**France**  
CGTech S.A.R.L.  
Les Passerelles  
104 Avenue Albert 1er  
92500 Rueil-Malmaison  
TEL +33 (0)1 41-96-88-50  
[info.france@cgtech.com](mailto:info.france@cgtech.com)

# VERICUT®

Right the first time. Every time.

## Composite Applications




**Programming & Simulation Software for Automated Fiber Placement (AFP) & Tape Laying (ATL) Machines**



### What is AFP & ATL?

Automated Fiber Placement (AFP) and Automated Tape Layup (ATL) are methods to fabricate near-net-shape fiber-reinforced parts using a CNC machine to apply layers of material to a mold.

Material (or "tows") can be placed over contoured shapes and allows for manufacturing of complex geometry. During these processes, material is applied through the end of the machine and compacted onto the form.



### CAD/CAM Interfaces

VERICUT Composite Programming (VCP) & VERICUT Composite Simulation (VCS) offer seamless integration with a wide variety of CAD/CAM & MTBs, with more joining all the time:



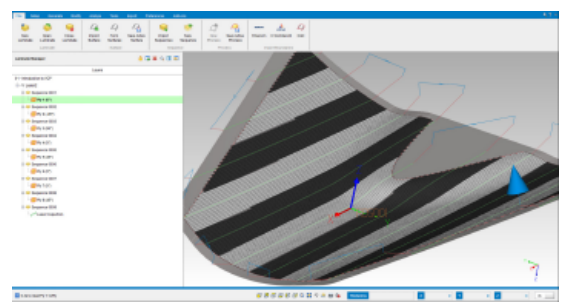
Machine Tool Builder Partners.....



### VCP/VCS Key Features

#### Laminate Manager

This feature organizes and manages all of the project files so that more time can be spent on the details that matter: optimization of the final composite part.

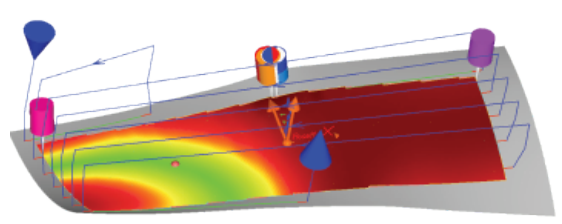


#### Processing

Users can choose how far to automate their composites programming with customizable strategies – anywhere from generating a single ply to exporting part programs for the entire laminate.

#### Laminate Analysis

With abundant analysis tools, users can inspect and visualize defects. These tools allow engineers to review the compliance of composite manufacturing specifications.

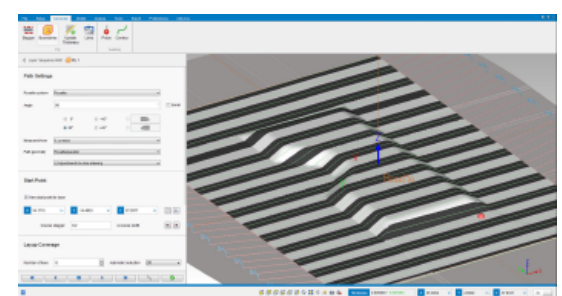


#### Post-Processing

VCP utilizes Python -based post-processors that are extremely flexible with the structure in which ply data is processed.

#### Intuitive GUI

VCP has a modern and easy-to-use ribbon interfaces and menu layouts that are consistent with all CGTech products.



#### Contour Programming

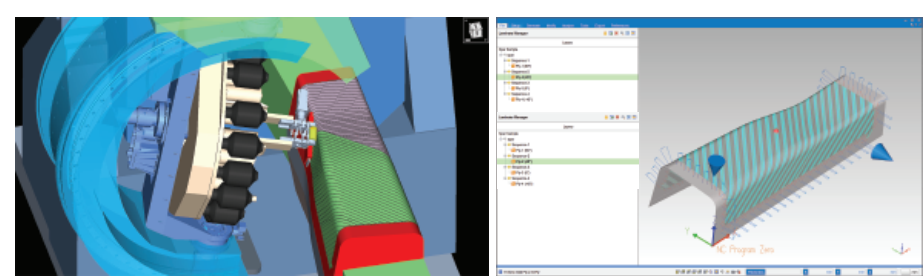
The Contour Programming feature of VCP allows users to control a variety of motion platforms directly with pre-defined contours.

#### Collision Avoidance Algorithm

The collision avoidance algorithm allows VCP to detect and avoid collisions with customizable granularity.

#### Material Projection

VCS and VCP have both had improvements to material projection and display, resulting in a more accurate representation of material placement.





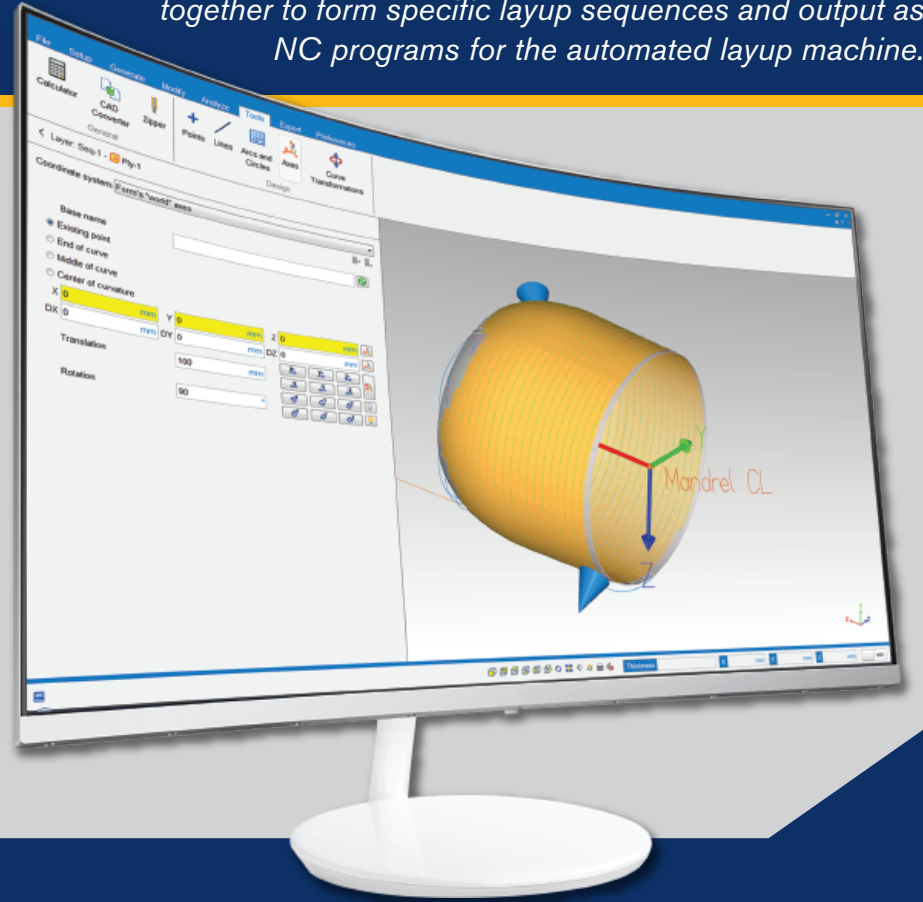
VERICUT Composite Programming (VCP)

VCP gives composite part designers complete control over their part. With a wide variety of path laying algorithms, engineers can ensure that they capture the design intent of their composite work piece. Using tools inside of VCP, the part designer or engineer can easily create and experiment with various AFP path options. They can also evaluate the effects of AFP manufacturing on a composite part's design intent.

The user can measure and evaluate the effects of AFP path trajectory, material steering, surface curvature, course convergence and other process constraints as they would be applied in manufacturing.

VCP can be used to program any number of machines. It includes support for probing, knife trimming paths, laser projection, and Automated Tape Laying (ATL) machines. Data exportation is also available for further in-depth evaluation by the user's existing analysis methods and tools.

VCP reads CAD surfaces and ply boundary information and adds material to fill the plies according to user-specified manufacturing standards and requirements. Layup paths are then linked together to form specific layup sequences and output as NC programs for the automated layup machine.



VCP Process Features

Reads CATIA, STEP, Siemens NX, Pro E, Creo, SolidWorks, ACIS and other surface models

Reads Fibersim, CATIA, and other external ply geometry and information including:

- Boundary geometry
- Ply direction, and
- Start points

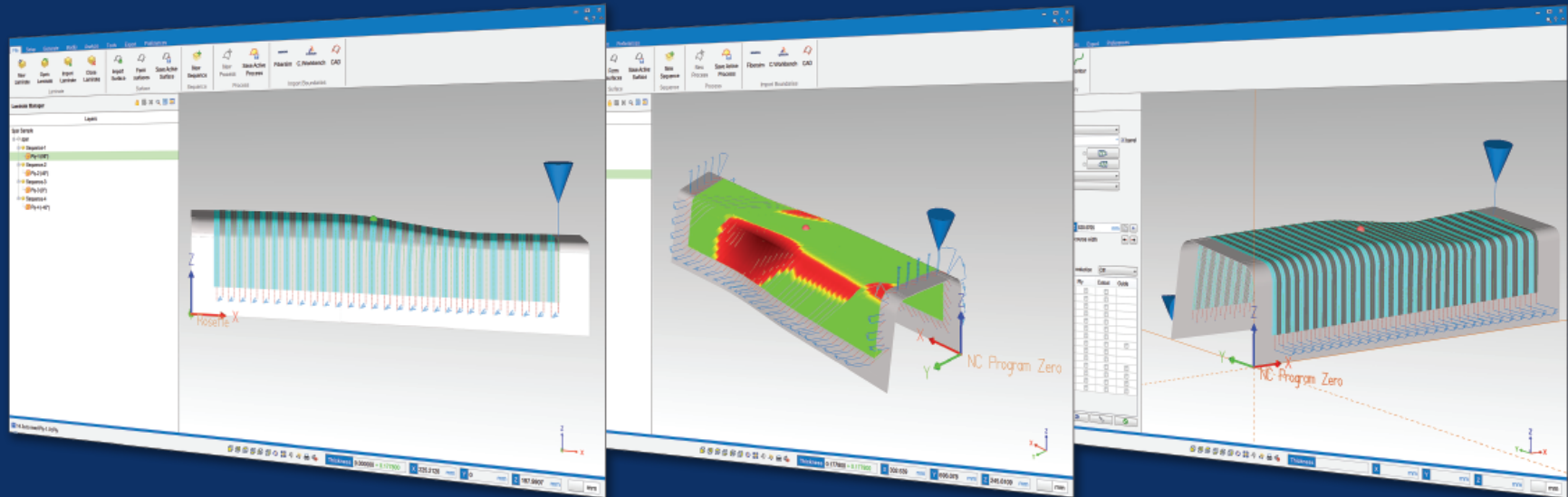
Generates layup paths based on manufacturing engineering specifications, including:

- Rosette projection at specified angles
- Parallel to guiding curve
- Follows the natural path of the form's surface

Creates NC code for **any** machine vendor, including: **Electroimpact, MTorres, Accudyne, AFPT, and others!**

VERICUT Composite Simulation (VCS)

VCS gives an entire organization the confidence needed to run composite NC machines correctly the first time. Regardless of the programming system used (VCP or others), users can validate NC code to identify issues, such as: collisions, NC syntax errors, and material placement quality. Because the material is applied to the layup form via NC program instructions in a virtual CNC simulation environment, the simulated part can be measured and inspected to ensure the NC program follows manufacturing standards and requirements. A report showing simulation results and statistical information can be created automatically to help build confidence with operators and management. VCS can be used to simulate any number of machines, and includes support for probing, knife trimming paths, laser projection, Automated Fiber Placement (AFP), and Automated Tape Laying (ATL) machines.



VCS Analysis Features:

Reads CAD geometry of the layup form, machine axes, and work cell

- For collision detection and material application simulation


Uses VERICUT virtual machine and control emulation to simulate the layup machinery

- Can be configured for virtually any CNC syntax and machine kinematics configuration

Reads the NC program from any source and simulates the layup process based on actual NC program commands

- Validate the actual NC program that will run on the layup equipment
- Add material to the form based on NC program commands
- Material is added in discrete layers/sequences, constructing the workpiece exactly like the physical process

Checks the process for compaction roller/form conformance and direction



- Verify roller orientation to path
- Verify path correctness to the form and previously applied sequences/layers of material
- Check roller conformance for bridging or excessive compaction

Measures and inspects added material for manufacturing requirements

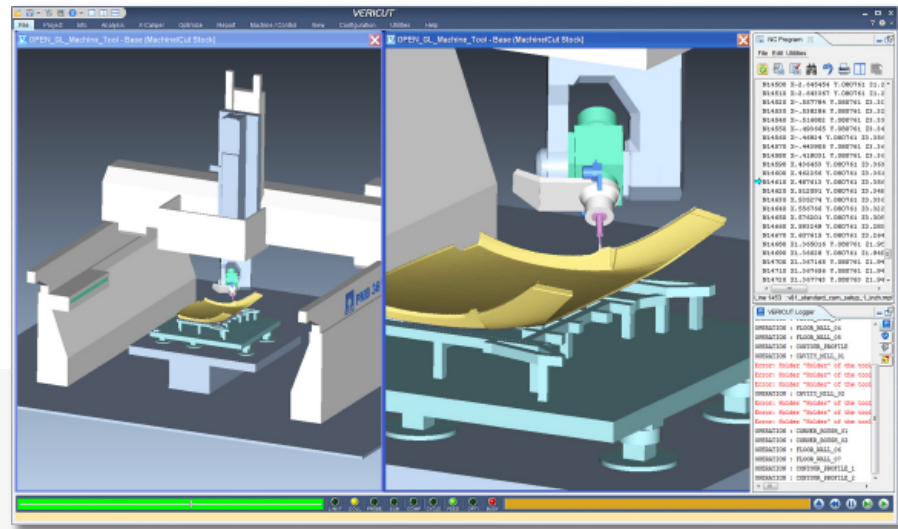
- Measure overlap, gap, and thickness
- Detect steering radius violations

Exports reports of machine warnings and errors generated during simulation



NC Program Simulation

- Keep process problems off the shop floor and avoid:
  - Breaking expensive tooling and machine parts
  - Wasting expensive machine time proofing out programs
  - Adding delays to an already tight schedule
  - Wasting costly material on incorrect NC programs



Custom Training

CGTech's hands-on training gives you the knowledge & skills to maximize VERICUT Composite Programming & VERICUT Composite Simulation's potential.

Summary

- VERICUT Composite Applications offers the tools needed to program, verify, and simulate your actual NC programs
- Nominal layup can be virtually validated
- Proven solution in the aerospace industry

